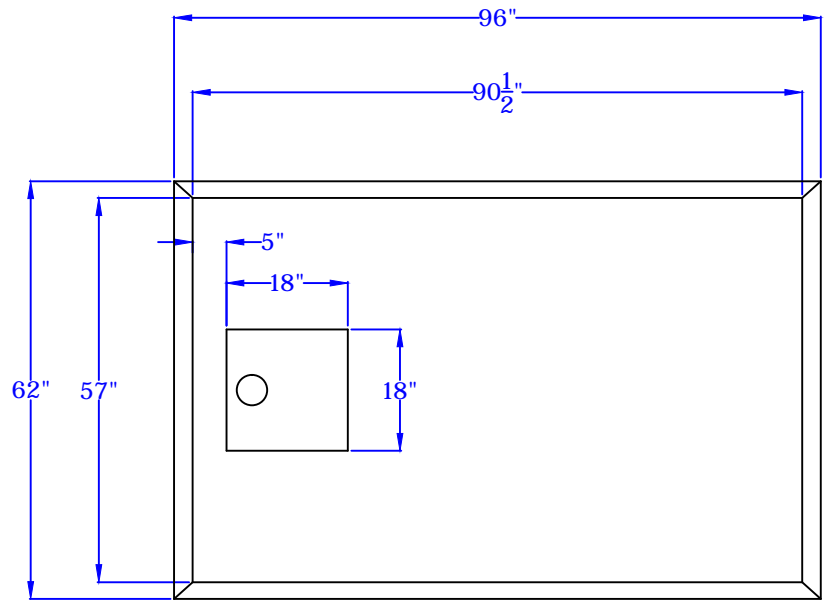
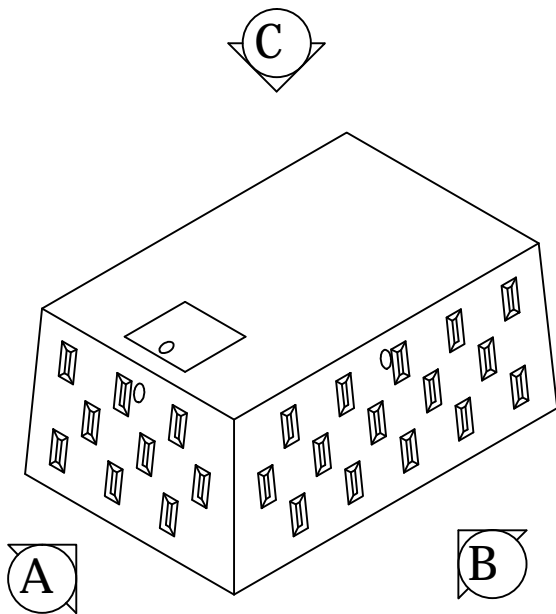
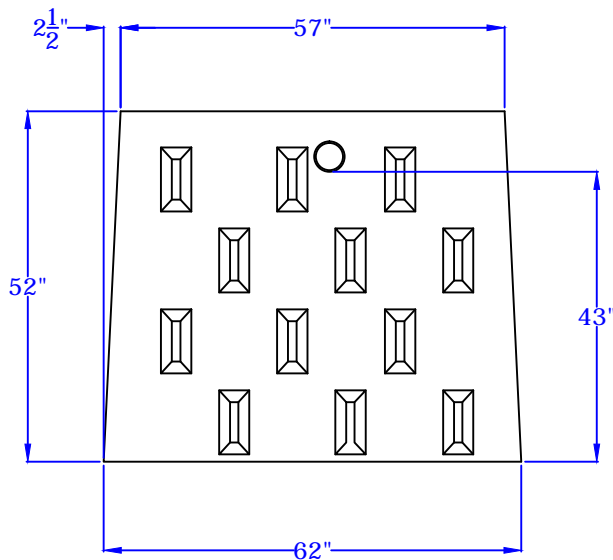


Rosenberry's Septic Service
 8885 Pineville Road, Shippensburg Pa 17257
 Phone 717-532-4026 Fax 717-532-7229

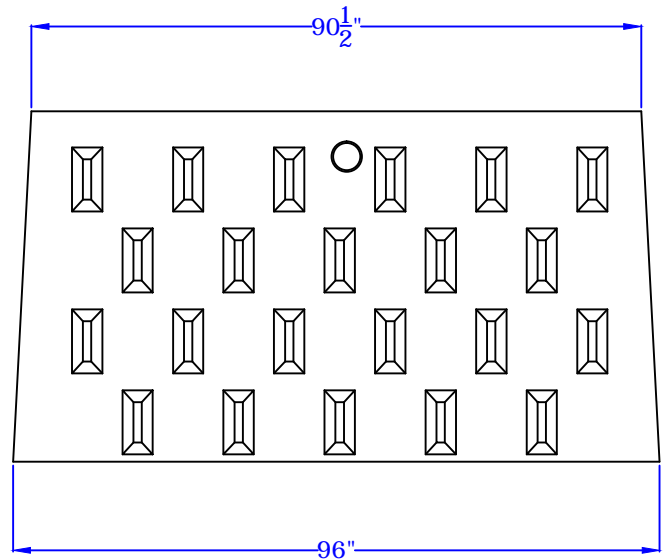
1000 Gallon Dry Well



(C) Plan View @ 1000 Gallon Dry Well
 No Scale



(A) End Elevation @ 1000 Gallon Dry Well
 No Scale



(B) Side Elevation @ 1000 Gallon Dry Well
 No Scale

NOTE:
ALL WALLS ARE 3" THICK
TOP IS 4" THICK
68 OPENINGS (1" X 6")

This drawing is for informational use only.
 If you have any questions call Rosenberrys
 Septic Tank Service at 717-532-4026
 Sept 2005, revised Feb 2011